

DIAGON

Diagon divider system of Sense Collection offers a new world of acoustic space separation with many architecturally variable solutions for a wide range of living areas. Diagon's unique rotational system design allows extensive creative freedom to separate, isolate or exposing spaces whenever needed.

Specification

- Composition: 100 % polyester (recycled PET appx. 50 %)
- Material Weight: 1300g /m² (+/- 5 %)
- Material Thickness: 6mm Natural & Mandarin colors (+/- 10 %)
- Diagon Pieces Weight: 1,0 kg/ per pcs. (+/- 5 %)
- Aluminium Pipes Weights: 2,23/ 2,65/ 3,18/ 3,70/ 4,23 kg per pcs. (+/- 5 %)
- Double Base Weight: 9,5 kg/ per pcs. (+/- 5 %)
- Triple Base Weight: 14,5 kg/ per pcs. (+/- 5 %)
- External Pipe Weight: 0,6 kg/ per pcs. (+/- 5 %)

Performance

- Acoustic Rates: 0,85 NRC (EN-11654)
- Fire Rates: B, S1, d0 (EN-13501)
- Light fastness: 6+ (ISO-105 B02)
- MAS Certified Green - CDPH Standard Method v1.2
Low VOC / Eligible for LEED v4
- Health : 99.9 % Antibacterial (ISO-20743)
Formaldehyde-free (ISO-14184)
- Moisture Absorption: >0.03 % by weight
(50°C/122°F at 90% relative humidity)
- Thermal insulating: 0,040 W/mK

Key Features & Benefits

- Available in 7 Natural colours & 33 Mandarin colours.
- Highly durable providing long-term stability and performance.
- Safe, non-toxic, non-irritant & without red list chemical binders.
- Recycled and recyclable.

Care

- Easy to clean with a damp cloth or vacuum cleaner.
- Indoor use only.

Dimensions(mm):



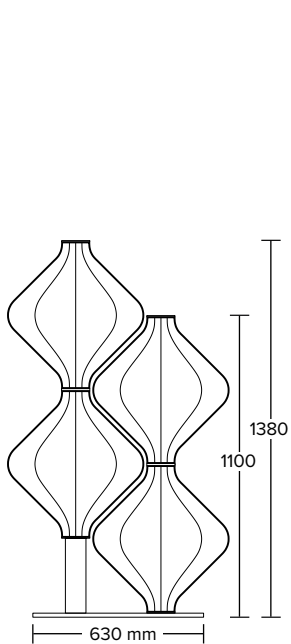
Double Base
4 Options



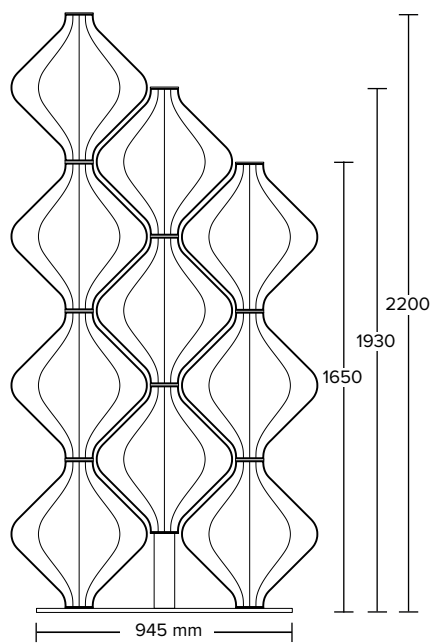
Triple Base
12 Options



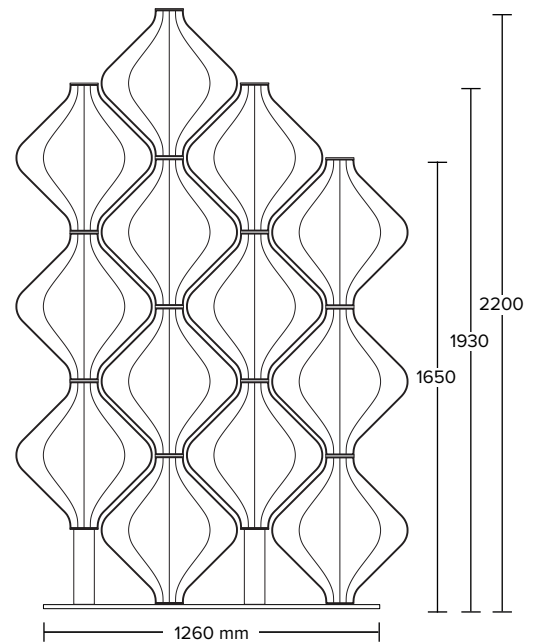
Quatro Base
12 Options



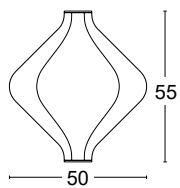
Double Base System



Triple Base System



Quatro Base System



Diagon Piece

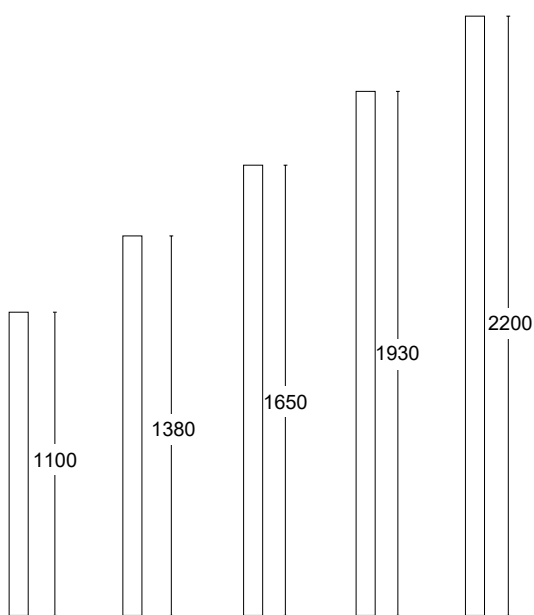


ColletT


op Cover



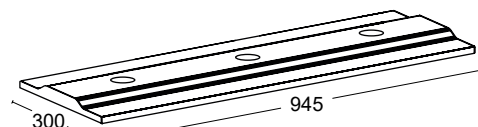
External Pipes



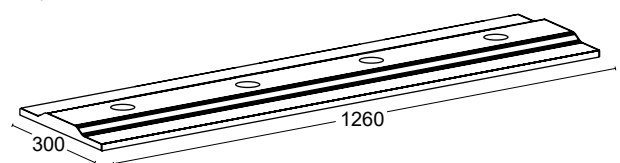
Internal Pipe Alternatives



Double Base



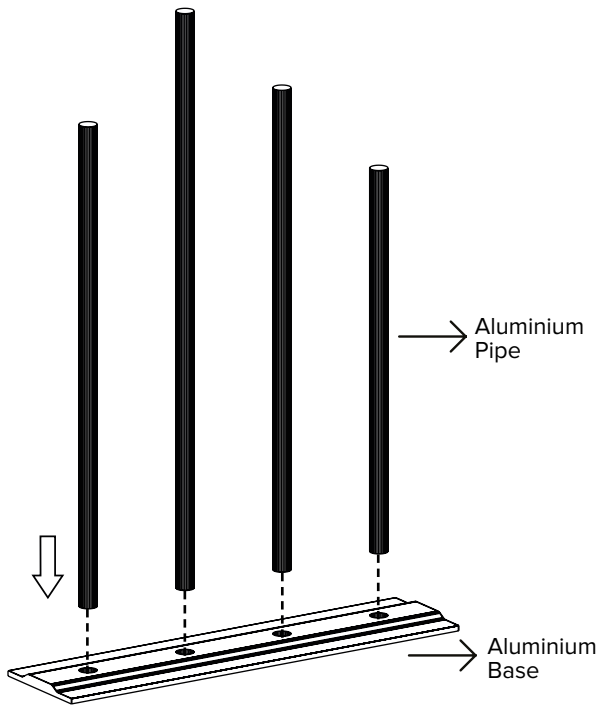
Triple Base



QuatroBase

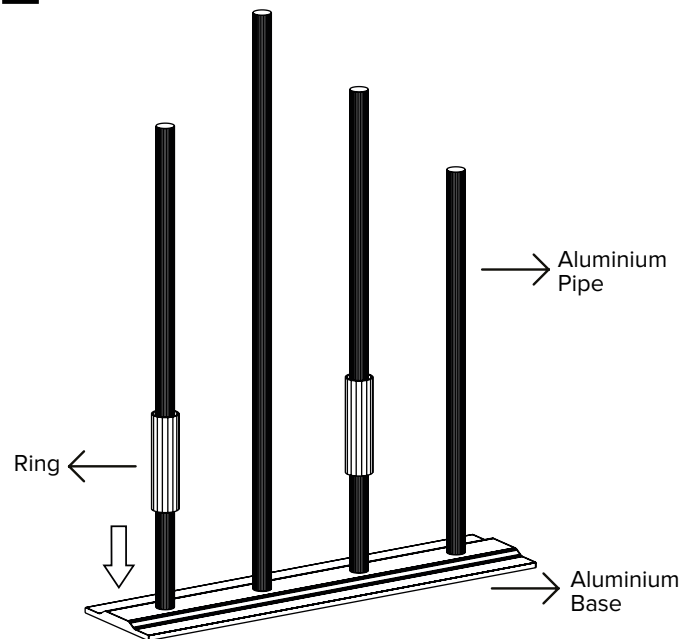
INSTALLATION

1



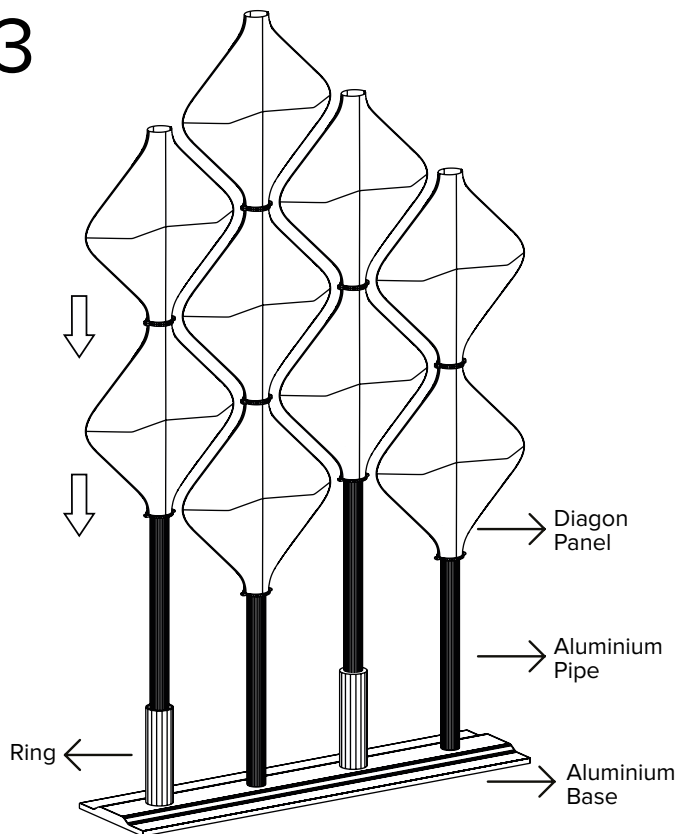
Mount the aluminium pipes into the aluminium base.

2



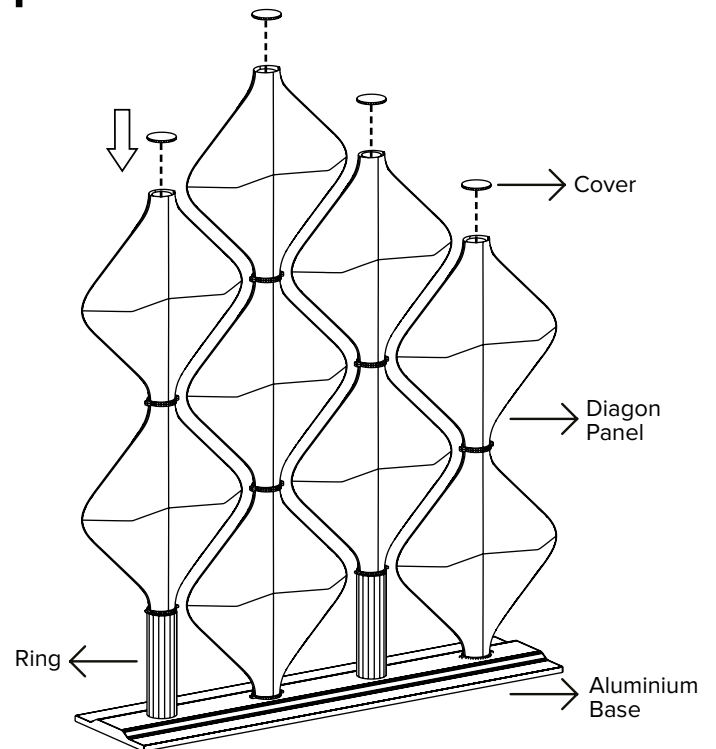
Pass the ring over the aluminium pipes.

3



Pass the Diagon felt panels over the aluminium pipe.

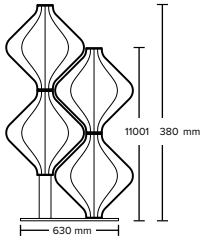
4



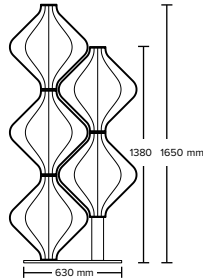
Put the cover on the Diagon felt panel.
Installation is completed.

Diagon Double

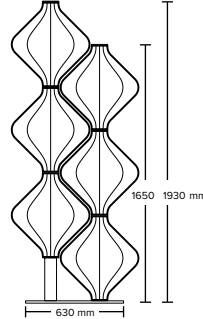
Diagon 4 | Double Base



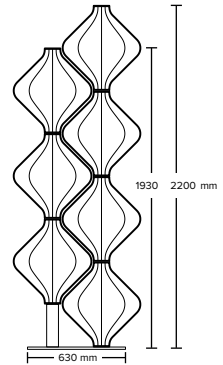
Diagon 5 | Double Base



Diagon 6 | Double Base

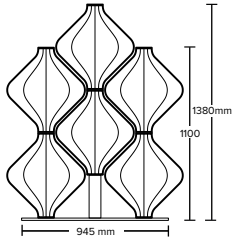


Diagon 7 | Double Base

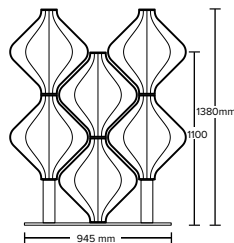


Diagon Triple

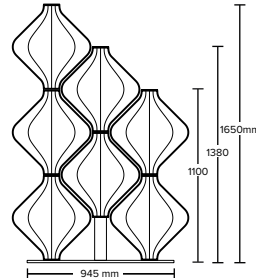
Diagon 6 | Triple Base 1D



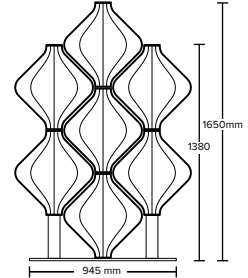
Diagon 6 | Triple Base 2



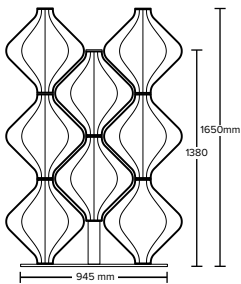
Diagon 7 | Triple Base 1



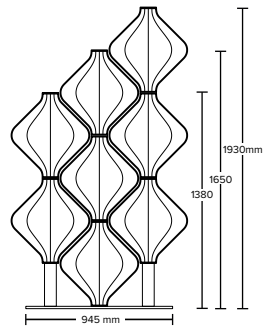
Diagon 7 | Triple Base 2



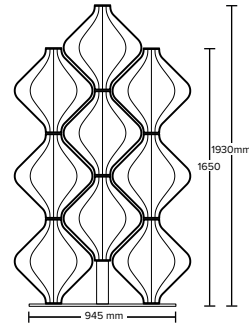
Diagon 8 | Triple Base 1



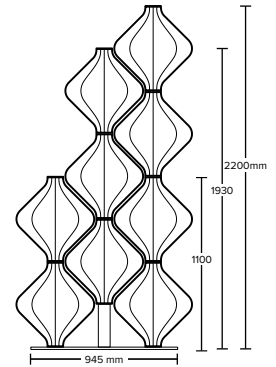
Diagon 8 | Triple Base 2



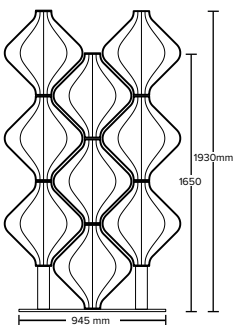
Diagon 9 | Triple Base 1



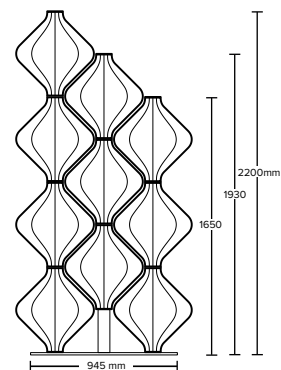
Diagon 9 | Triple Base 2



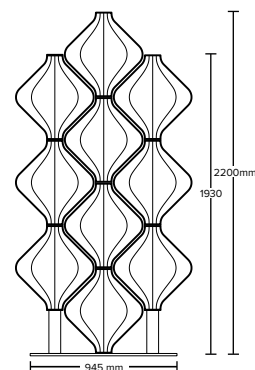
Diagon 9 | Triple Base 3



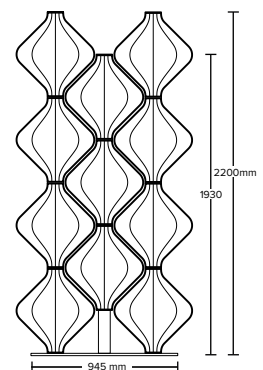
Diagon 10 | Triple Base 1



Diagon 10 | Triple Base 2

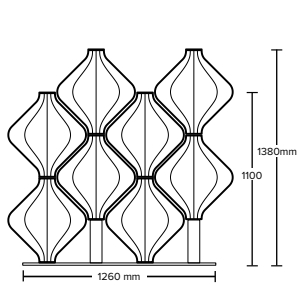


Diagon 11 | Triple Base

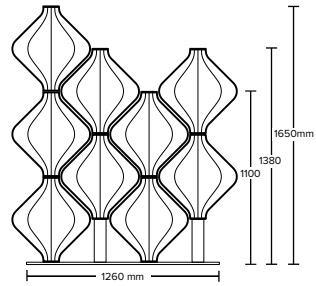


Diagon Quatro

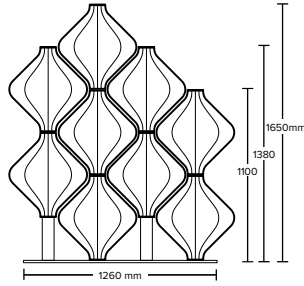
Diagon 8 | Quatro Base



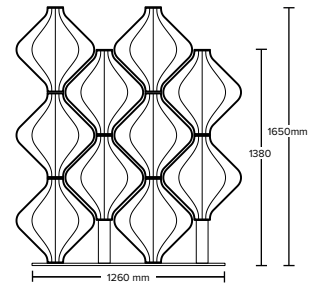
Diagon 9 | Quatro Base 1



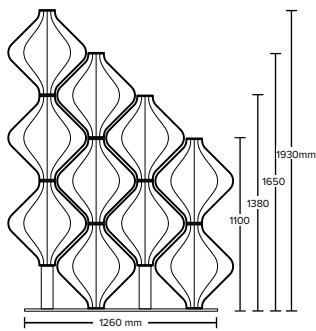
Diagon 9 | Quatro Base 2



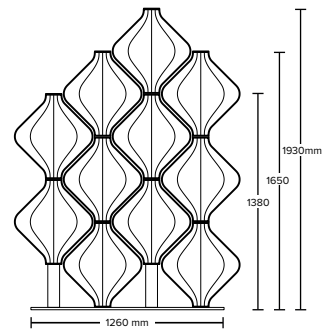
Diagon 10 | Quatro Base 1



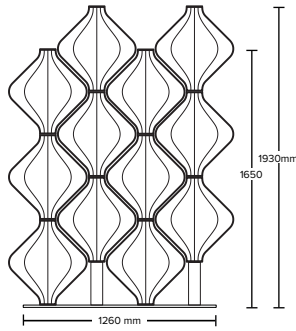
Diagon 10 | Quatro Base 2



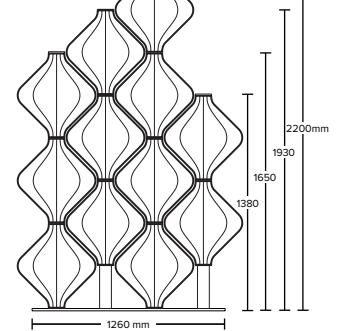
Diagon 11 | Quatro Base



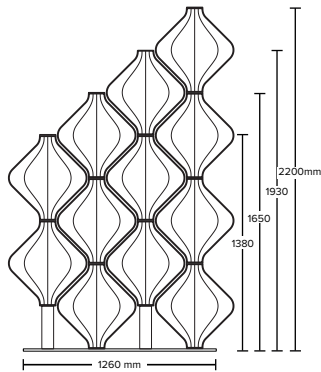
Diagon 12 | Quatro Base 1



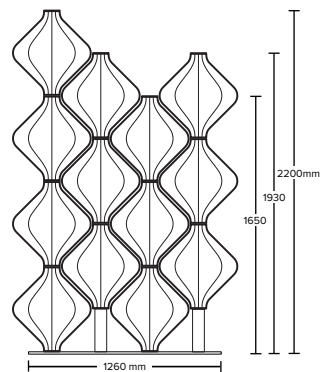
Diagon 12 | Quatro Base 2



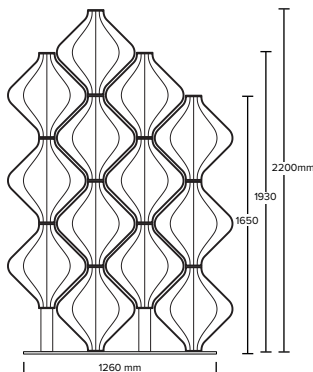
Diagon 12 | Quatro Base 3



Diagon 13 | Quatro Base 1



Diagon 13 | Quatro Base 2



Diagon 14 | Quatro Base

